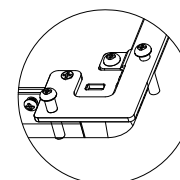
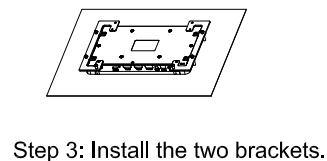
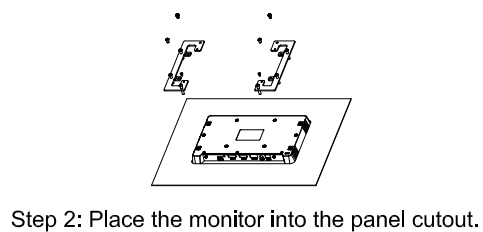


Step 1: Create panel cut out, remove two M2.6x5mm screws and place EVA seal



Step 4: Tighten the M4x8mm & M2.6x8mm screws to secure the bracket and tighten the longer M4x20mm screws to secure the monitor against the panel.

